PROMENADE DECK (A)

S.S. ”TITANIC”

Scale 1:48

Version 0.2

© Oskari Syynimaa 2015

COLOR EXPLANATIONS

- — *Metal structure*
- — *Wooden structure*
- — *Part of electrical system*
- — *Part of water system*
- ------ *Railing or support bar*
- — *Shape lines*
- ▭ *Cement*

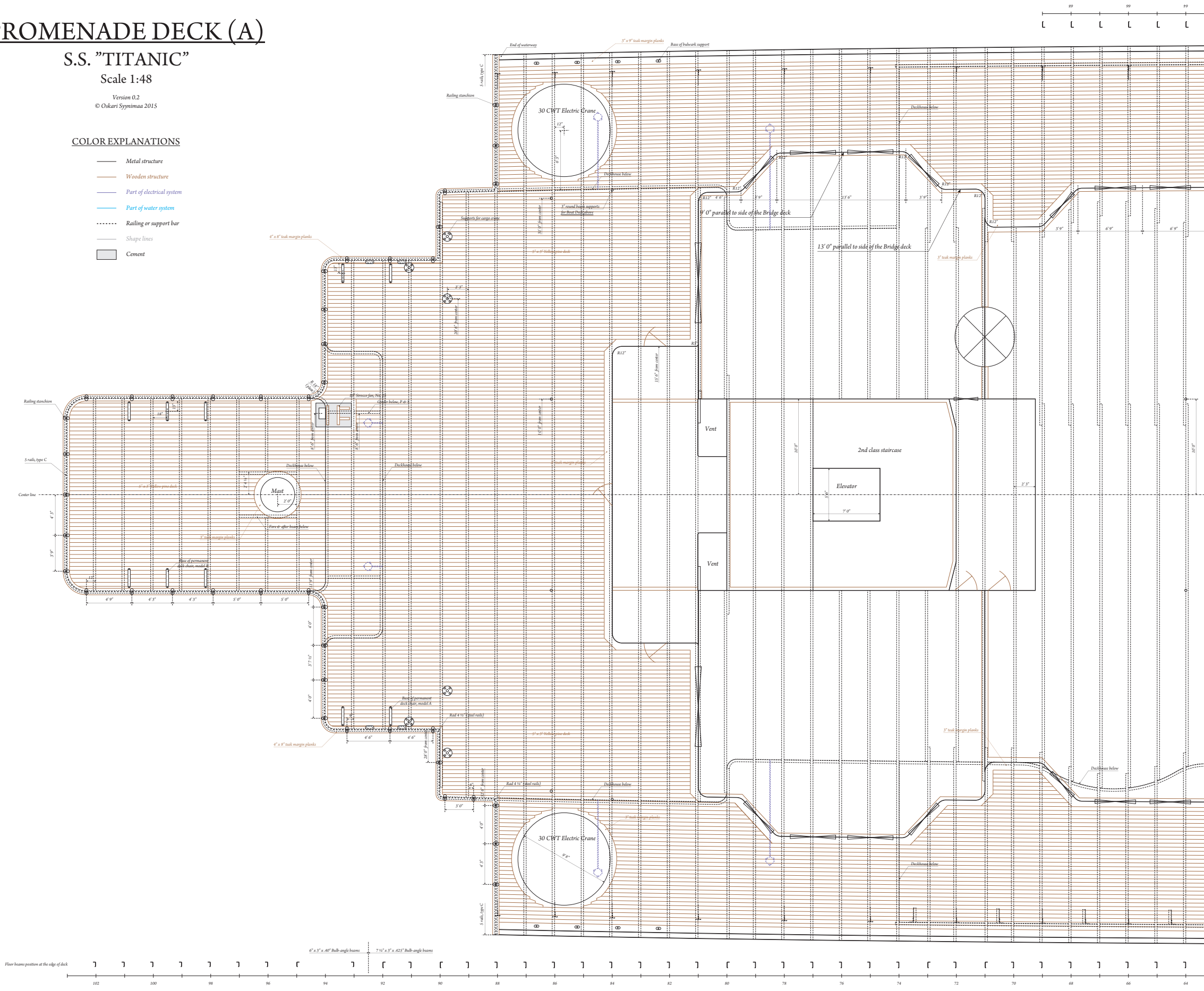
End of waterway
3" x 9" teak margin planks
Base of bulwark support
5 rails, type C
Railing stanchion
30 CWT Electric Crane
12"
6' 3"
Deckhouse below
3" round beam supports for Boat Deck above
30' 0" from center
Supports for cargo crane
4" x 8" teak margin planks
5" x 3" Yellow pine deck
2' 3"
20' 6" from center
R12"
4' 6"
9' 0" parallel to side of the Bridge deck
13' 0" parallel to side of the Bridge deck
3' 9"
13' 6"
6' 9"
3" teak margin planks
R 18" (plate)
18" Strocco fan, No. 25
Girder below, P & S
13"
18"
8' 6" from center
Deckhouse below
Mast
2' 0"
2' 4 ½"
Center line
4' 3"
3' 9"
Fore & after beam below
Base of permanent deck chair, model B
12"
4' 9"
4' 3"
4' 3"
5' 0"
5' 0"
11' 9" from center
15' 6" from center
31' 0" from center
Vent
Vent
2nd class staircase
Elevator
10' 0"
5' 6"
7' 0"
2' 3"
4' 0"
3' 7 ½"
4' 0"
Base of permanent deck chair, model A
9"
Rad 4 ½" (steel rails)
4' 6"
4' 6"
28' 0" from center
6"
12' 6" from center
3' 0"
9' 8"
4' 3"
Floor beams position at the edge of deck
6" x 3" x .40" Bulb-angle beams
7 ½" x 3" x .425" Bulb-angle beams
102
100
98
96
94
92
90
88
86
84
82
80
78
76
74
72
70
68
66
64

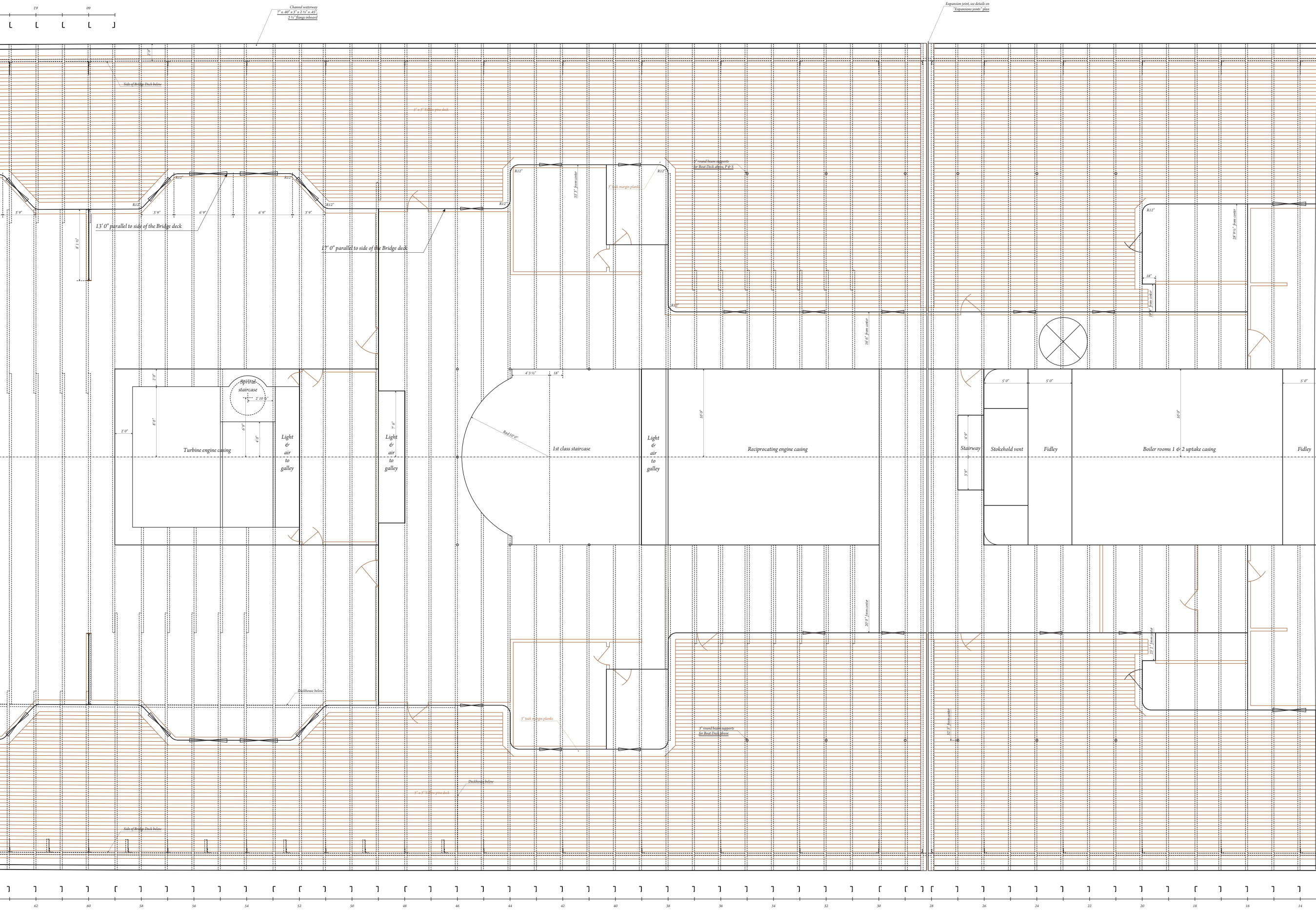
Channel waterway
7" x .40" x 3" x 2 ½" x .45",
2 ½" flange inboard
Expansion joint, see details on
"Expansions joints" plan
Side of Bridge Deck below
5" x 3" Yellow pine deck
3" round beam supports
for Boat Deck above, P & S
3" teak margin planks
33' 3" from center
28' 9 ½" from center
19' 8" from center
16' 6" from center
20' 0" from center
23' 2" from center
32' 3" from center
18"
R12"
2' 0"
3' 9"
6' 9"
8' 1 ½"
13' 0" parallel to side of the Bridge deck
17' 0" parallel to side of the Bridge deck
Turbine engine casing
Spiral
staircase
2' 10 ½"
8' 0"
6' 9"
4' 0"
Light & air to galley
7' 6"
Light & air to galley
4' 3 ½"
Rad 10' 0"
1st class staircase
Light & air to galley
10' 0"
Reciprocating engine casing
Stairway
4' 9"
3' 9"
Stokehold vent
5' 0"
Fidley
Boiler rooms 1 & 2 uptake casing
Fidley
Deckhouse below
Dockhouse below
3" teak margin planks
3" round beam supports
for Boat Deck above
5" x 3" Yellow pine deck
Side of Bridge Deck below
62
60
58
56
54
52
50
48
46
44
42
40
38
36
34
32
30
28
26
24
22
20
18
16
14

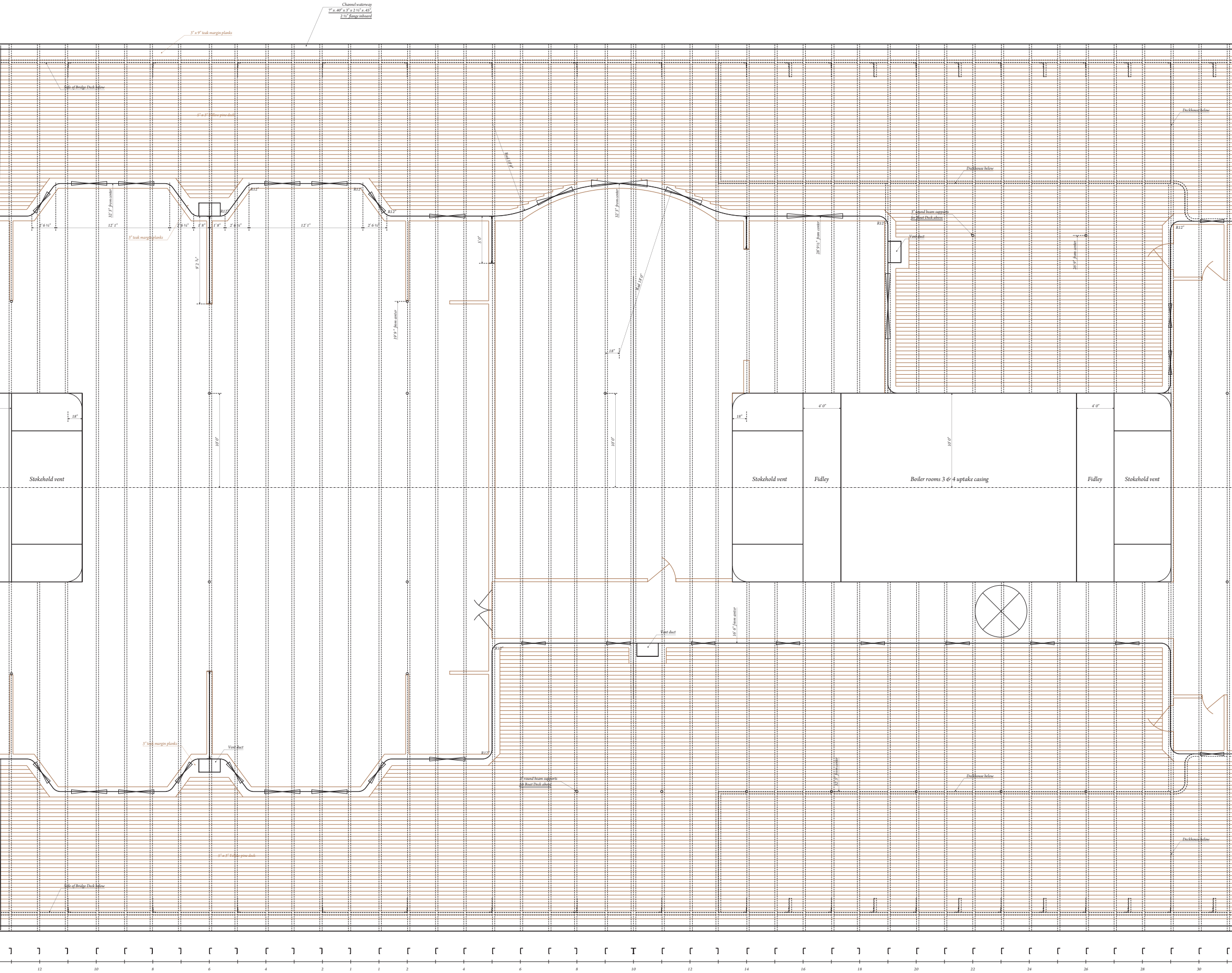
Channel waterway
7" x .40" x 3" x 2 ½" x .45",
2 ½" flange inboard
3" x 9" teak margin planks
Side of Bridge Deck below
5" x 3" Yellow pine deck
32' 3" from center
R12"
2' 6 ½"
12' 1"
1' 8"
3" teak margin planks
9' 2 ¾"
Rad 10' 0"
Rad 18' 0"
5' 0"
19' 9" from center
18"
28' 9 ½" from center
Deckhouse below
3" round beam supports
for Boat Deck above
Vent duct
26' 9" from center
10' 0"
4' 0"
Stokehold vent
Fidley
Boiler rooms 3 & 4 uptake casing
16' 6" from center
3" round beam supports
for Boat Deck above
12
10
8
6
4
2
1
1
2
4
6
8
10
12
14
16
18
20
22
24
26
28
30

Floor beams: 7 ½" x 3" x .425" Bulb-angle beams throughout, except beams aft of A92.

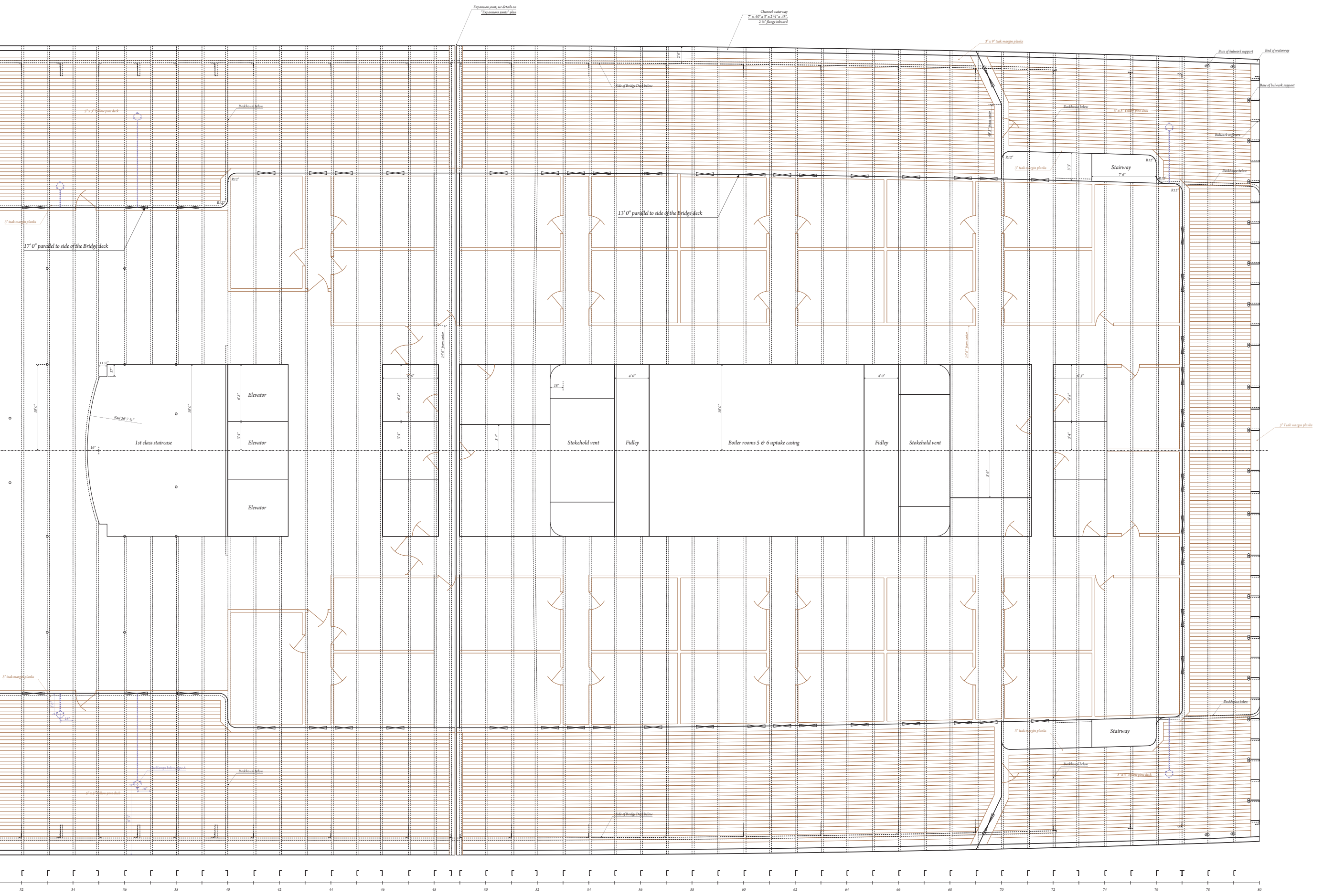
Expansion joint, see details on
"Expansions joints" plan
Channel waterway
7" x .40" x 3" x 2 ½" x .45",
2 ½" flange inboard
3" x 9" teak margin planks
Base of bulwark support
End of waterway
Base of bulwark support
2' 0"
Side of Bridge Deck below
Deckhouse below
5" x 3" Yellow pine deck
Bulwark stiffeners
40' 3" from center
R12"
3" teak margin planks
3' 3"
Stairway
7' 6"
Deckhouse below
13' 0" parallel to side of the Bridge deck
17' 0" parallel to side of the Bridge deck
14' 6" from center
14' 6" from center
11 ½"
17"
10' 0"
Rad 26' 7 ¾"
16"
1st class staircase
10' 0"
Elevator
6' 8"
Elevator
3' 4"
Elevator
8' 6"
6' 8"
3' 4"
3' 4"
18"
Stokehold vent
4' 0"
Fidley
10' 0"
Boiler rooms 5 & 6 uptake casing
4' 0"
Fidley
Stokehold vent
5' 6"
8' 3"
6' 8"
3' 4"
3" Teak margin planks
2' 6"
18"
Decklamps below, type A
18"
8' 3"
Stairway
Deckhouse below
Side of Bridge Deck below
32
34
36
38
40
42
44
46
48
50
52
54
56
58
60
62
64
66
68
70
72
74
76
78
80